



900 Biscayne Bay

900 Biscayne
Miami, FL 33132

Every month we compile this comprehensive market report focus on 900 Biscayne Bay in this convenient and easy to read format. Our datas comes from more than six different sources including MLS Associations, County Offices and Financial Institutions. Get this report for free every month on our website [900biscaynecondosforsale.com](https://www.900biscaynecondosforsale.com).

Property Stats

POSTAL CODE 33132

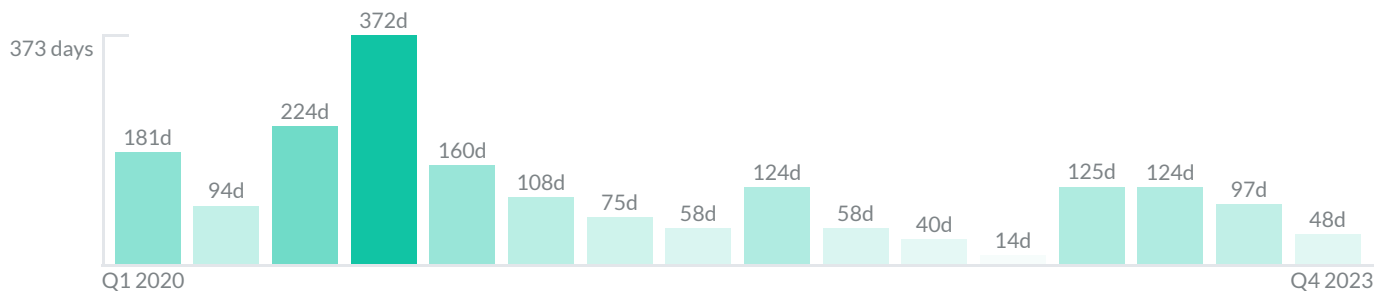
The property stats graph represents the median price evolution since ten years in your postal code area.



Similar Properties

DAYS ON THE MARKET

Everyday 3 months we monitor how many days it takes for similar properties to be sold. This is also a good indicator to know when to buy or sale!



Mortgage Rates

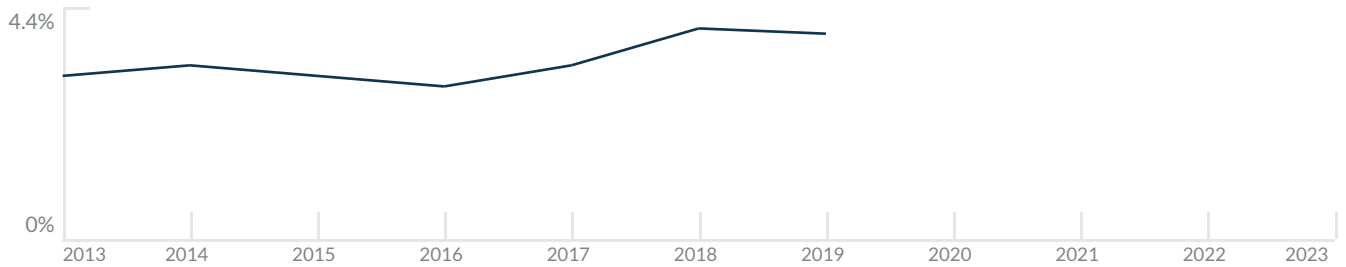
PER YEAR

Understanding mortgage economics is important when you want to buy with a loan. Below is the historical yearly average mortgage rates in the Unites States retrieved from Freddie Mac©

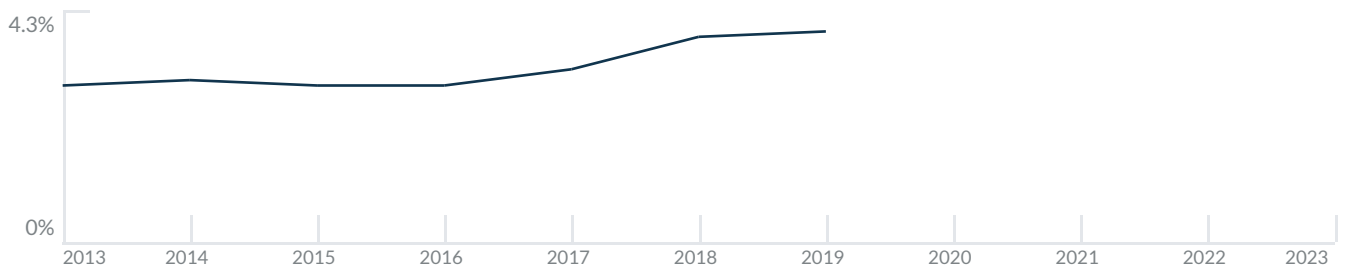
30 YEARS FIXED 4.4%



15 YEARS FIXED 3.9%



5/1-YEAR ADJUSTABLE 3.9%



Schools

CLOSEST

Having good schools nearby is important if you have kids or plan to rent or sell your home. Ratings are retrieved from the leading independent and nonprofit GreatSchools©

ELEMENTARY SCHOOL	MIDDLE SCHOOL	HIGH SCHOOL
Alpha Charter Of Aspire Engenio Maria De Hostos Youth Leadership Charter School	World School Of The Arts	
1/10	1/10	10/10

Insights

IN 900 BISCAYNE BAY

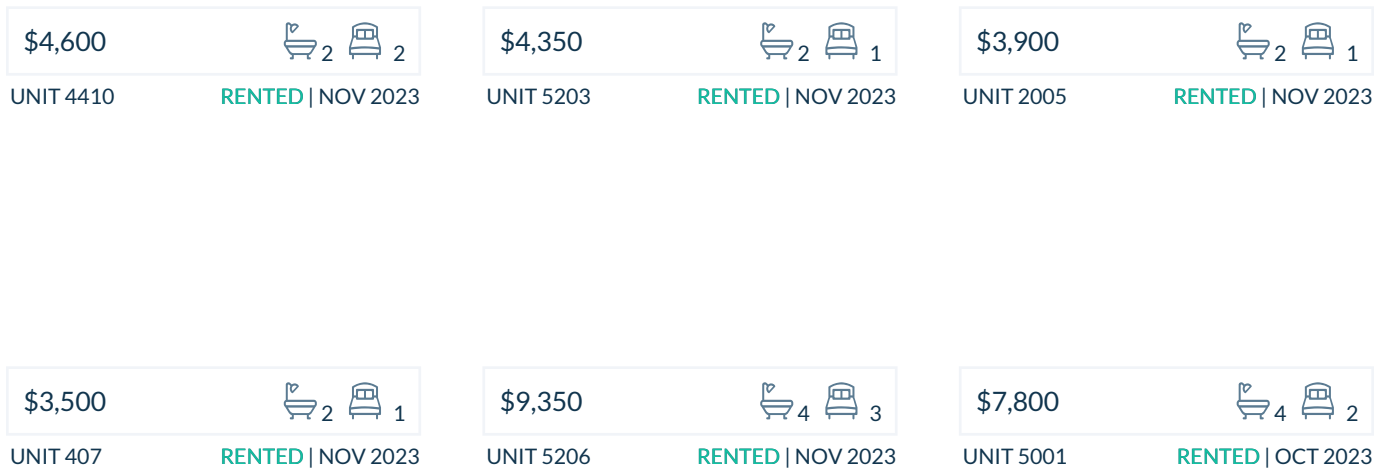
Below the average listing prices of available unit per property type.



Activity

SOLD OR RENTED

Below the latest transactions reported by the local MLS Association for 900 Biscayne Bay



Sold

LAST 20 PROPERTIES SOLD IN 900 BISCAYNE BAY

Unit	Price	Beds/Baths	\$/Sqft	Sqft	Buying Date	Days on Market
PH60...	\$2,995,000	3/4	\$1,131.5	2,647	Oct 2023	13
3908	\$995,900	2/3	\$686.8	1,450	Oct 2023	83
4810	\$740,000	1/2	\$717.7	1,031	Sep 2023	132
PH-6...	\$1,999,000	3/4	\$775.7	2,577	Sep 2023	88
5605	\$799,000	1/2	\$860.1	929	Aug 2023	52
2809	\$1,160,000	2/3	\$734.6	1,579	Aug 2023	170
TH 907	\$1,200,000	2/3	\$730.8	1,642	Jul 2023	111
4309	\$1,180,000	2/3	\$747.3	1,579	Jul 2023	26
3409	\$1,199,000	2/3	\$759.3	1,579	Jun 2023	45
PH-6...	\$1,995,000	3/4	\$774.2	2,577	Jun 2023	42
3710	\$640,000	1/2	\$620.8	1,031	Jun 2023	323
2801	\$1,370,000	3/4	\$808.7	1,694	May 2023	340
4809	\$1,199,000	2/3	\$759.3	1,579	May 2023	161
3203	\$650,000	1/2	\$712.7	912	May 2023	2
4110	\$684,000	2/2	\$663.4	1,031	Apr 2023	22
3605	\$750,000	1/2	\$807.3	929	Apr 2023	60
5101	\$1,399,000	3/4	\$825.9	1,694	Mar 2023	237
5608	\$1,165,000	2/3	\$803.4	1,450	Mar 2023	46
4605	\$725,000	1/2	\$780.4	929	Mar 2023	118
4108	\$999,998	2/3	\$689.7	1,450	Feb 2023	43

Rented

LAST 20 PROPERTIES RENTED IN 900 BISCAYNE BAY

Unit	Price	Beds/Baths	\$/Sqft	Sqft	Rented Date	Days on Market
4410	\$4,600	2/2	\$4.5	1,031	Nov 2023	27
5203	\$4,350	1/2	\$4.8	912	Nov 2023	13
2005	\$3,900	1/2	\$4.2	929	Nov 2023	8
407	\$3,500	1/2	\$3.7	958	Nov 2023	106
5206	\$9,350	3/4	\$4.4	2,145	Nov 2023	67
5001	\$7,800	2/4	\$4.6	1,694	Oct 2023	86
4407	\$4,150	1/2	\$4.4	938	Oct 2023	88
3212	\$5,400	2/3	\$4.4	1,237	Oct 2023	64
3510	\$3,700	1/2	\$3.2	1,140	Oct 2023	8
3501	\$6,750	2/4	\$4.0	1,694	Oct 2023	79
5610	\$4,700	2/2	\$4.6	1,031	Oct 2023	49
3208	\$6,000	2/3	\$4.1	1,450	Sep 2023	33
2901	\$7,999	2/4	\$4.7	1,694	Sep 2023	89
4904	\$4,000	1/2	\$4.3	938	Sep 2023	89
3007	\$4,200	1/2	\$4.0	1,042	Sep 2023	129
4103	\$4,100	1/2	\$4.5	912	Sep 2023	14
5109	\$6,850	2/3	\$4.3	1,579	Sep 2023	31
2712	\$5,500	2/3	\$4.4	1,237	Aug 2023	10
2410	\$3,650	1/2	\$3.5	1,031	Aug 2023	153
1904	\$3,975	1/2	\$4.2	938	Jul 2023	56

Currently Listed

ACTIVE LISTINGS 1/6

Unit	Price	Beds/Baths	\$/Sqft	Sqft	Listing Date	Owner
N/A	\$390,000	0/0	N/A	N/A	Dec 2022	N/A
O-902	\$49.50	0/0	N/A	N/A	Mar 2023	N/A
PH 62...	\$2,295,000	3/4	\$890.6	2577	Sep 2023	N/A
PH62...	\$3,099,000	3/4	\$1,170.8	2647	May 2023	N/A
PH61...	\$3,150,000	3/4	\$830.5	3793	Oct 2023	NATHALIE BO...
PH61...	\$1,995,000	3/4	\$774.2	2577	Feb 2023	PILLY BOY LL...
PH63...	\$3,500,000	4/5	\$1,094.1	3199	Apr 2023	N/A
N/A	\$1,425,000	0/0	N/A	N/A	Mar 2023	REFERENCE O...
O-902	\$3,712	0/0	N/A	N/A	Jun 2023	N/A
PH62...	\$16,000/mth	3/4	\$4.6	3463	Aug 2023	N/A
O-1202	\$899,000	0/0	N/A	N/A	Nov 2023	N/A
307	\$3,500/mth	1/2	\$3.7	958	Oct 2023	SEONG LEE
903	\$7,900/mth	3/3	\$4.9	1597	Oct 2023	INC CONSULT...
903	\$1,199,000	3/3	\$750.8	1597	Nov 2023	INC CONSULT...
1101	\$8,200/mth	3/3	\$4.4	1847	Oct 2023	
1109	\$1,275,000	2/3	\$805.9	1582	Oct 2023	MARTHA LIA...
1705	\$6,950/mth	3/3	\$4.3	1620	Nov 2023	PATRICIA PAR...
1901	\$1,349,000	2/4	\$796.3	1694	Oct 2023	DIANNE SERR...
1907	\$4,250/mth	1/2	\$4.5	938	Nov 2023	PAMIR DEMIR...
2004	\$710,000	1/2	\$756.9	938	Nov 2022	ROBERT MIR...

Currently Listed

ACTIVE LISTINGS 2/6

Unit	Price	Beds/Baths	\$/Sqft	Sqft	Listing Date	Owner
2004	\$3,600/mth	1/3	\$3.4	1050	Nov 2022	ROBERT MIR...
2004	\$3,900/mth	1/2	\$4.2	938	Dec 2022	ROBERT MIR...
2006	\$11,900/mth	3/4	\$5.5	2145	Nov 2023	
2006	\$2,000,000	3/4	\$932.4	2145	Nov 2023	
2206	\$2,150,999	3/4	\$1,002.8	2145	Aug 2022	N/A
2302	\$1,399,000	3/3	\$888.3	1575	Mar 2023	N/A
2302	\$7,500/mth	3/3	\$4.8	1575	Mar 2023	N/A
2403	\$4,000/mth	1/3	\$4.4	912	Apr 2023	N/A
2409	\$6,600/mth	2/3	\$4.2	1579	Oct 2023	N/A
2410	\$3,800/mth	1/2	\$3.7	1031	Nov 2022	MARCELA PE...
2502	\$1,300,000	3/3	\$825.4	1575	Nov 2022	JULIA BALBONI
2502	\$7,500/mth	3/3	\$4.8	1575	Nov 2023	JULIA BALBONI
2504	\$4,100/mth	1/2	\$4.4	938	Nov 2023	N/A
2507	\$3,950/mth	1/2	\$4.2	938	Nov 2022	JANUSZ IWA...
2604	\$3,900/mth	1/2	\$4.2	938	Sep 2023	ALEXANDER S...
2812	\$5,500/mth	2/3	\$4.4	1237	Nov 2023	ANA GRETEL...
2901	\$8,000/mth	3/4	\$4.7	1694	Mar 2023	TORIBIO V CA...
2902	\$1,395,000	3/3	\$885.7	1575	Jan 2023	MARTHA A D...
2908	\$5,800/mth	2/3	\$4.0	1450	Jun 2023	JINGYUN XU
2908	\$980,000	2/3	\$675.9	1450	Jul 2023	JINGYUN XU

Currently Listed

ACTIVE LISTINGS 3/6

Unit	Price	Beds/Baths	\$/Sqft	Sqft	Listing Date	Owner
2908	\$5,500/mth	2/3	\$3.8	1450	Oct 2023	JINGYUN XU
2910	\$650,000	1/2	\$630.5	1031	Nov 2023	JOSE LUIS ESP...
3001	\$1,299,000	2/4	\$766.8	1694	Feb 2023	N/A
3008	\$6,250/mth	2/3	\$4.3	1450	May 2023	VENKATA S R...
3008	\$5,750/mth	2/3	\$4.0	1450	Nov 2023	VENKATA S R...
3012	\$838,000	2/3	\$677.4	1237	Oct 2023	N/A
3107	\$4,650/mth	1/2	\$5.0	938	Nov 2023	N/A
3112	\$7,000/mth	2/3	\$5.0	1400	Apr 2022	N/A
3204	\$750,000	1/2	\$799.6	938	Nov 2023	PRIYA S SARNA
3212	\$7,000/mth	2/3	\$5.7	1237	Jun 2023	N/A
3212	\$5,800/mth	2/3	\$4.7	1237	Jul 2023	N/A
3212	\$924,900	2/3	\$747.7	1237	Aug 2023	N/A
3307	\$3,950/mth	1/2	\$4.2	938	Nov 2022	ALEXANDRE S...
3307	\$775,000	1/2	\$826.2	938	Nov 2023	ALEXANDRE S...
3310	\$3,750/mth	1/2	\$3.6	1031	Jan 2023	3310 INC C/O...
3310	\$639,000	1/2	\$619.8	1031	Nov 2023	3310 INC C/O...
3312	\$849,000	2/3	\$686.3	1237	Sep 2023	N/A
3406	\$15,000/mth	3/4	\$7.0	2145	Oct 2023	STEEVE GON...
3408	\$6,200/mth	2/3	\$4.3	1450	Feb 2023	N/A
3803	\$850,000	1/2	\$932.0	912	Aug 2023	RAUL ABUSLE...

Currently Listed

ACTIVE LISTINGS 4/6

Unit	Price	Beds/Baths	\$/Sqft	Sqft	Listing Date	Owner
3804	\$795,000	1/2	\$847.5	938	Oct 2023	JESUS OMAR...
3908	\$995,900	2/3	\$686.8	1450	Jun 2023	N/A
3909	\$1,325,955	3/3	\$839.7	1579	Nov 2022	JULIAN C CUR...
3912	\$6,200/mth	2/3	\$5.0	1237	Jun 2023	N/A
3912	\$855,000	2/3	\$691.2	1237	Nov 2023	N/A
4009	\$1,165,000	2/3	\$737.8	1579	Apr 2023	RICHARD A B...
4105	\$4,500/mth	1/2	\$4.8	929	Nov 2022	RODOLFO E C...
4108	\$1,099,000	2/3	\$757.9	1450	Nov 2022	RICARDO J H...
4108	\$999,998	2/3	\$689.7	1450	Dec 2022	RICARDO J H...
4108	\$5,900/mth	2/3	\$4.1	1450	Jan 2023	RICARDO J H...
4110	\$689,000	2/2	\$668.3	1031	Nov 2022	N/A
4112	\$5,500/mth	2/3	\$4.4	1237	Nov 2022	DHIRENDRA...
4112	\$5,800/mth	2/3	\$4.7	1237	Nov 2023	DHIRENDRA...
4304	\$4,100/mth	1/2	\$4.4	938	Nov 2022	PEDRO BARJ...
4307	\$950,000	1/2	\$1,012.8	938	Oct 2023	N/A
4308	\$6,400/mth	2/3	\$4.4	1450	Nov 2022	AHMED M TA...
4504	\$750,000	1/2	\$719.8	1042	Feb 2023	GASTON LAU...
4510	\$718,000	1/2	\$696.4	1031	Dec 2022	NICOLAS AAR...
4510	\$674,000	1/2	\$653.7	1031	Jul 2023	NICOLAS AAR...
4603	\$895,000	1/2	\$981.4	912	Nov 2023	ANA LARISSA...

Currently Listed

ACTIVE LISTINGS 5/6

Unit	Price	Beds/Baths	\$/Sqft	Sqft	Listing Date	Owner
4606	\$1,990,000	3/4	\$927.7	2145	May 2023	N/A
4702	\$1,595,000	3/3	\$1,012.7	1575	Nov 2022	N/A
4708	\$1,000,000	2/3	\$689.7	1450	Nov 2022	
4904	\$820,000	1/3	\$874.2	938	Nov 2023	N/A
4906	\$3,390,000	4/5	\$927.8	3654	Nov 2022	VICTOR ALBE...
5002	\$1,200,000	2/3	\$761.9	1575	Nov 2023	N/A
5003	\$5,000/mth	1/2	\$5.5	912	Feb 2023	DONAVAN G...
5012	\$899,000	2/3	\$726.8	1237	Oct 2023	N/A
5109	\$1,299,000	2/3	\$822.7	1579	Jun 2023	ROBERT HOC...
5212	\$8,000/mth	2/3	\$4.6	1755	Oct 2023	ADAM HODGE
5301	\$12,500/mth	2/4	\$7.0	1796	Nov 2022	MARCIO B SIL...
5309	\$6,750/mth	2/3	\$4.3	1579	Jul 2023	MAXIMO RAV...
5407	\$4,650/mth	1/2	\$5.0	938	Oct 2023	5407 INC C/O...
5510	\$4,200/mth	2/2	\$4.1	1031	Oct 2023	N/A
5510	\$4,200/mth	2/2	\$4.1	1031	Nov 2023	N/A
5510	\$750,000	2/2	\$727.4	1031	Nov 2023	N/A
5512	\$5,800/mth	2/3	\$4.7	1237	Nov 2023	N/A
5609	\$6,550/mth	2/3	\$4.1	1579	Nov 2023	EDWARD SCO...
5610	\$4,750/mth	2/2	\$4.6	1031	Apr 2023	
5701	\$13,500/mth	3/4	\$5.1	2641	Nov 2023	GABY ABDEL...

Currently Listed

ACTIVE LISTINGS 6/6

Unit	Price	Beds/Baths	\$/Sqft	Sqft	Listing Date	Owner
6005	\$3,249,000	3/4	\$1,227.4	2647	May 2023	N/A
6209	\$11,000/mth	3/4	\$4.3	2577	Mar 2023	N/A
6307	\$21,000/mth	3/5	\$5.9	3535	Nov 2023	N/A